

Lição!

ba - be - bi - bo - bu - bão
b - ba - be - bi - bo - bu - bão

Família da consoante "b".



b ba -



b be -



b - bi - bi - bi - bi - bi

b bi - bi - bi - bi - bi - bi - bi

Vogais maiúsculas:

A - E - I - O - U

- - - -


- - - -

- - - -




Ditado de encontros vocálicos:

Continue escrevendo os números na maçã.




Número 9



Os peixes são animais aquáticos.

Pinte, de cores variadas, os peixes que estão no aquário cheio de água.



Lição!

b - ba - be - bi - bo - bu - bão
b - ba - be - bi - bo - bu - bão

Família da consoante "b".

b + a = ba de:



ba - ba - ba - ba - ba - ba
ba - - - - -
ba - - - - -

b + e = be de:



be - be - be - be - be - be
be - - - - -
be - - - - -

b + i = bi de:




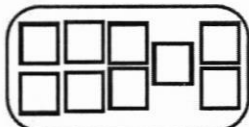

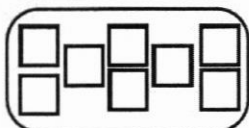

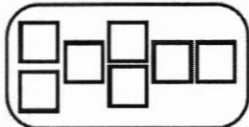


bi - bi - bi - bi - bi - bi
bi - - - - -
bi - - - - -

Ditado de vogais maiúsculas.

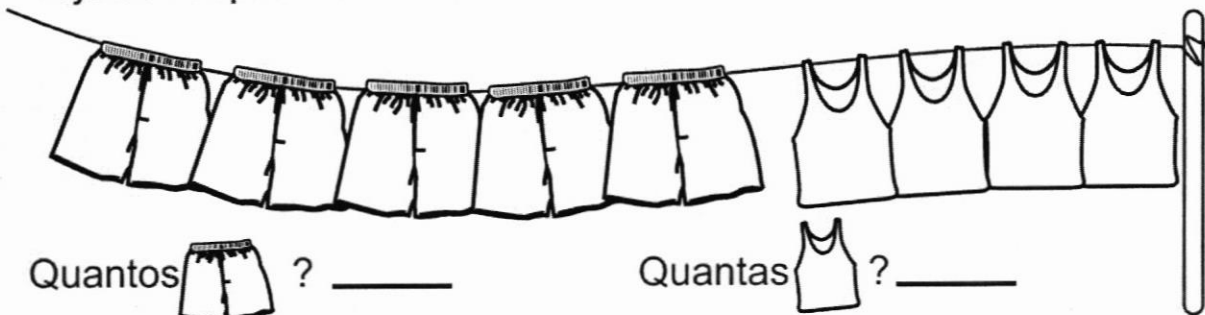
Escreva o seu nome:

Faça os números.



Depois da brincadeira...

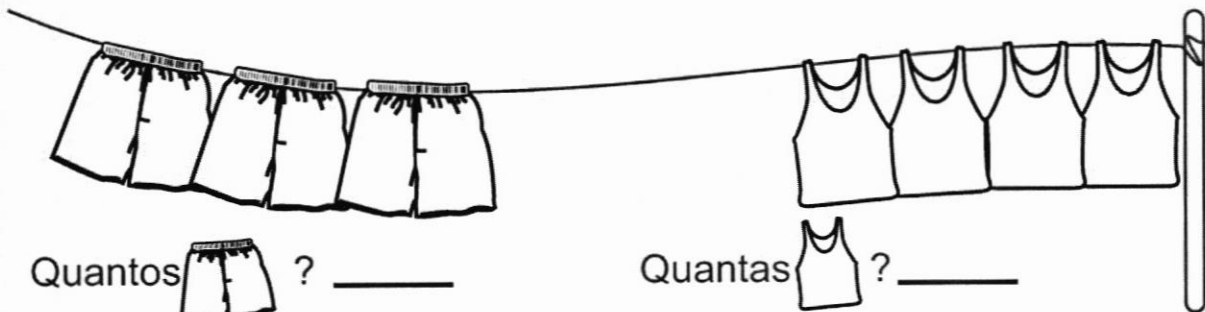
Veja as roupas no varal.



Quantos  ? _____

Quantas  ? _____

Há mais  ou  ? Circule.



Quantos  ? _____

Quantas  ? _____

Há mais  ou  ? Circule.

Lição

A - E - I - O - U

b - ba - be - bi - bo - bu - bão

a - e - i - o - u

Ditado de encontros vocálicos:

Faça com atenção!



ba - - - - -



be - - - - -

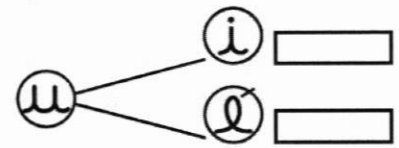
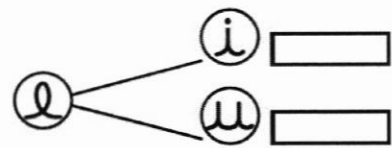
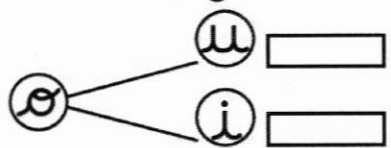


bi - - - - -




bo - - - - -

Junte as vogais leia os encontros vocálicos e copie ao lado.

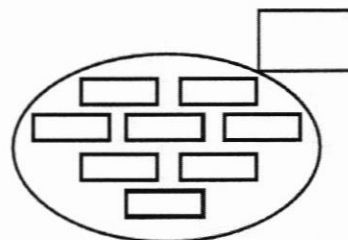
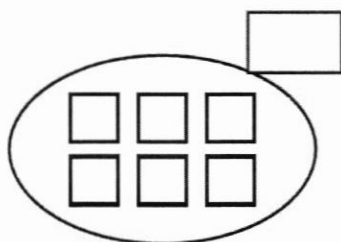
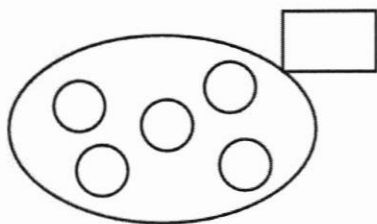


Escreva seu nome:

Número: ☆☆☆☆☆☆☆



Escreva na etiqueta o número que representa a quantidade de elementos de cada conjunto.




Desenhe:

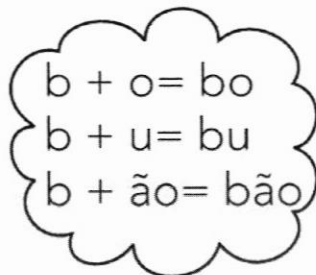
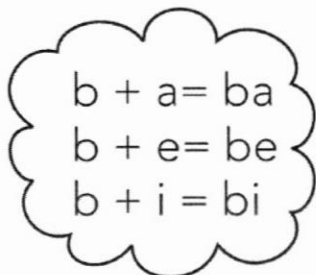
a) Um conjunto unitário:

a) Um conjunto com dois elementos:

Faça desenhos:



Estude com atenção.



Família da consoante "b".

b + a =

b + e =

b + i =

b + o =

Leia os encontros vocálicos e ligue os que têm a mesma escrita.

ai

ei

oi

ui

au

eu

ui

oi

eu

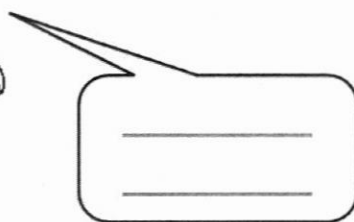
ei

ai


au





O cachorrinho late, late.
 Como? Escreva dentro do balão.




Número: ☆☆☆☆☆☆☆ 8

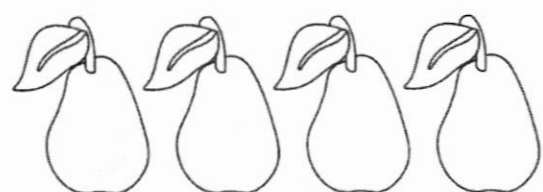



Ligue os agrupamentos que têm a mesma quantidade de elementos e pinte-os da mesma cor.



Faça a adição e circule o número certo.


 $+$

 $=$
 3 - 4 - 6


 $+$

 $=$
 4 - 5 - 6

Autoditado:









Faça a família da consoante "b".



ba



be



bi

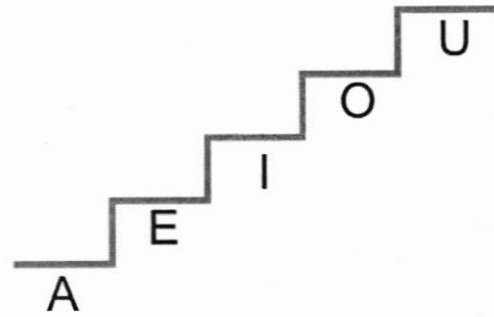
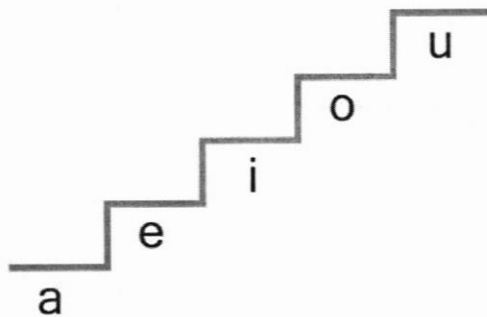


bo

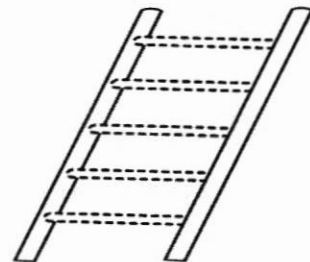
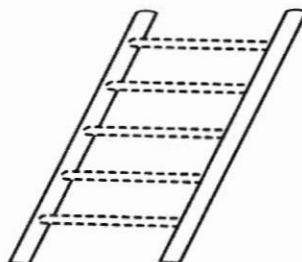


bu


Complete as escadinhas.



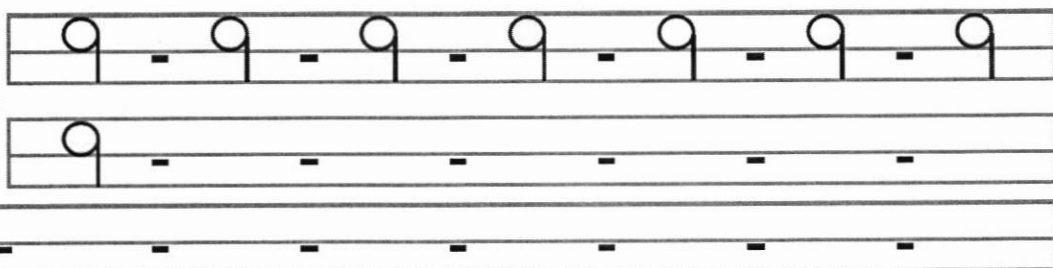
Complete os degraus das escadas.



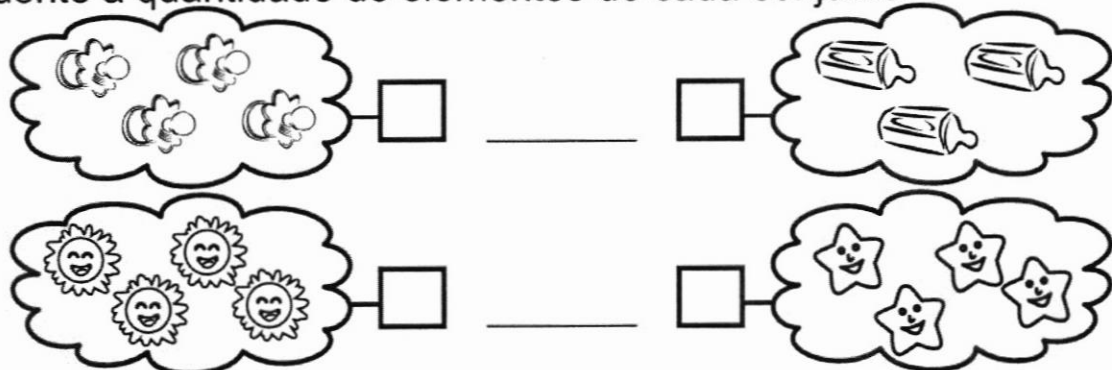
Descubra o que está carregado de frutas ligando os pontos de 1 a 9:



Número 9.



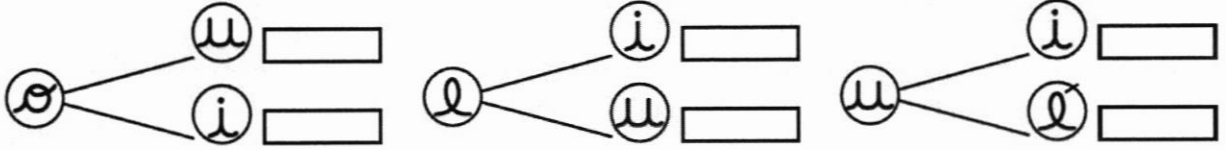
Use sinais = (igual) ou \neq (diferente) de acordo com o número correspondente à quantidade de elementos de cada conjunto.



Pinte o presente maior e circule o menor.



Vamos unir as letras:



Família da consoante "b".

ba | ba - - - -

be | be - - - -

bi | bi - - - -

Estude e ligue as formas de mesma escrita:

ba .	.bão
be .	.bu
bi .	.ba
bo .	.be
bu .	.bi
bão .	.bo

ão .	.ui
au .	.ei
ai .	.ão
ei .	.au
ui .	.ai

Família das vogais maiúsculas:

A - E - I - O - U



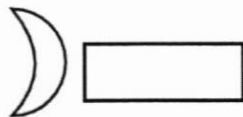
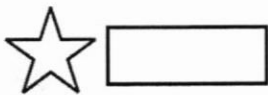
Copie:

0	-	1	-	2	-	3	-	4	-	5	-	6	-	7	-	8	-	9
-	-	-	-	-	-	-	-	-	-	-	-	-	-	-	-	-	-	-
-	-	-	-	-	-	-	-	-	-	-	-	-	-	-	-	-	-	-

Observe a cena:



Agora responda: Quantas ?



Escreva o seu nome:

Família da consoante "b".



b bi - bi - bi - bi - bi - bi -

b bi - - - - -



b bo - bo - bo - bo - bo - bo -

b bo - bo - bo - bo - bo - bo -

b bo - bo - bo - bo - bo - bo -

Passa para a letra cursiva.

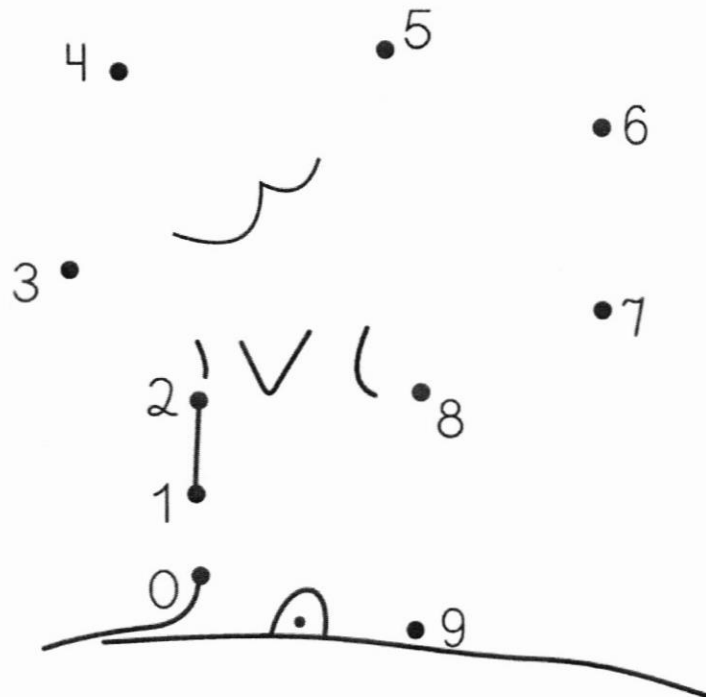
a e i o u

A E I O U



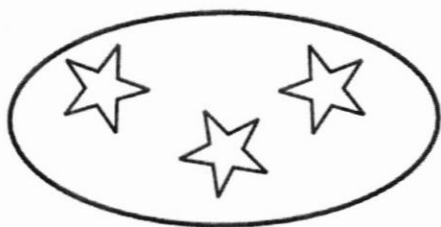
Escreva o seu nome.

Faça desenhos.

Descubra o que vai aparecer ligando os números de 0 a 9:



Pinte o círculo que está indicando a quantidade de elementos de cada conjunto.



Complete:

b + a =
 b + e =
 b + i =
 b + o =

b + u = bu



- - - - -

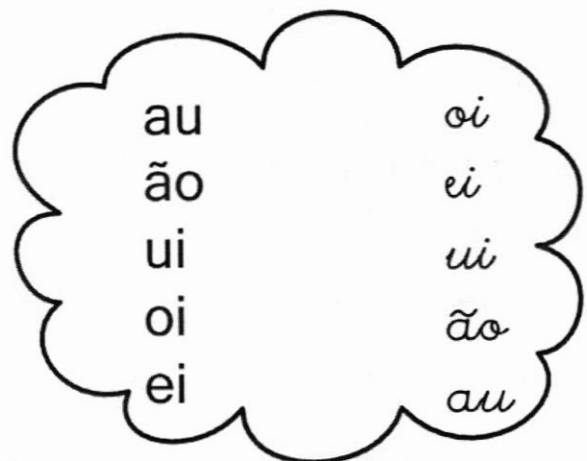

- - - - -

Junte as vogais e forme palavras.










a <
 u <

e <
 u <


Vamos brincar de pegador? Então ligue as vogais e os encontros vocálicos iguais.



Faça os números em ordem crescente.

								
1	2	3	4	5	6	7	8	9
1	2	3	4	5	6	7	8	9
1	2	3	4	5	6	7	8	9

Aqui, há 3 cenouras e 4 coelhos. Observe.



Lemos assim:
 3 é diferente de 4.

3 \neq 4

Vamos completar. Depois, leia com os colegas.



\neq



\neq

Desenhe elementos de acordo com os números.

